

PRO-VALUE RANGE

A range designed with quality and value in mind



MAKE IT WONDERFUL



SIMPLE STEPS TO YOUR PERFECT KITCHEN

From ultra-modern to traditional shaker style, we think that completing your perfect kitchen should be as easy as possible, so this brochure is designed to offer you all the information and inspiration you need to make a selection that complements the way you use your kitchen.

Your handy checklist to choosing your perfect Franke products:

Choosing a sink

- Measure the cabinet width of your kitchen
- Choose the material of sink
- Choose bowl configuration of sink.
If choosing an inset sink, check on the sink profile options.
If choosing an undermount sink, decide how you want the worksurface cutting to suit

Adding accessories and extras

- Choose from a range of complementary accessories
- Check which plumbing kit you need to buy to connect the sink to your waste system

Choosing a tap

- Choose from the full range of taps, including instant boiling water and filtered taps
- Check with your retailer/installer that your water pressure requirements will work with your chosen tap

Solutions for your ideal kitchen




- Explore our range of waste disposers
- Discover how a waste sorter could make your life easier

Simple pricing


All the prices in this brochure are inclusive of VAT, so the price you see is exactly the price you'll pay.


Sinks


CABINET WIDTH




 The cabinet width measurement denotes the measurement which the sink bowl(s) need to fit into.

SINK STYLE OPTIONS



Inset: The frame of an inset sink sits on top of the worksurface. These sinks are compatible with any worksurface, including laminate worktops.



Undermount: An undermount sink is installed underneath the worktop, only compatible with solid surface worktops such as granite or solid wood.



Belfast: Belfast sinks are installed either 'dropped-on' to a purpose built cabinet or by using installation brackets.

INSET SINK PROFILES

Franke sinks come with a range of different profiles, detailed below.





Standard: Edge is rolled over to meet the worktop.




Swiss-edge: Edge has a built-in water-protection seal.


Slim-Top: Edge sits flat on the surface of the worktop.


BOWL CONFIGURATION


Ensure you choose the correct sink configuration for your kitchen.





LHD, RHD and REV: Indicates whether an inset sink is available with a Left Hand Drainer (LHD) or Right Hand Drainer (RHD). REV Indicates an inset sink suitable for both left and right configurations.



LHSB and RHSB: Denotes whether an undermount sink is available as Left Hand Small Bowl (LHSB) and/or Right Hand Small Bowl (RHSB).


SINK EXTRAS



Waste Disposal Unit Compatibility: See page 11 for more details.



Sink features a patented Hygienic Overflow: See page 12 for more details.


Plumbing Set Connector included: Some Fraganite 1.5 bowl sinks contain a plumbing set connector linking the 2 bowls.

PLUMBING KIT COMPATIBILITY



Siphon 1: Compatible with a single bowl sink.


Siphon 2: Compatible with 1½ bowl and 2 bowl sinks.



Siphon 3: Compatible with 3 bowl sinks.


Taps


WATER PRESSURE



Suitable for Low Pressure Systems: Indicates this tap will work with a low pressure system, delivering at least 4 litres per minute of hot water at 0.3 bar pressure.


FEATURES


Perlator: Mixes air into the flow of water to give a champagne like flow.


Filtered Water: Dispenses filtered water.


Pull-Out Spray: Feature a pull-out spray, useful for directional rinsing.



Directional Nozzle: The end of the tap can be manipulated in any direction.


Pull-Out Nozzle: Feature a pull-out nozzle, useful for directional rinsing.


Guarantees


Sinks: 50 Years.


Waste Disposal Unit: Lifetime Warranty.


Waste Disposal Unit: 10 Years Warranty.


Waste Disposal Unit: 8 Years Warranty.


Taps: 5 Years valve mechanisms and 1 year coatings and finishes.





Basis BFG 611-780 Frangite sink & Zurich Chrome tap



MAKE IT WONDERFUL WITH THE FRANKE PRO-VALUE RANGE

It's easy to be ordinary; to have an ordinary home, filled with things you neither love nor hate. But you should never settle for ordinary and that's why we ensure everything we make is wonderful. Wonderful turns a house into a home and turns work into play. Every Franke product aims to be wonderful in every way; from the first glimpse of carefully considered design, to manufacturing standards that ensures you can feel the quality and craftsmanship of every piece.

This brochure captures the spirit of wonderful in order to captivate and inspire you. A comprehensive range of sinks, taps and accessories can help turn an everyday kitchen extraordinary and turn a daily chore into a guilty pleasure.

Let everyone else be ordinary. Let's make it wonderful.

Be inspired

We are constantly thinking of new ways to make our range even better, adding new products, new ideas and new innovations. Keep up to date with it all on our Facebook and Twitter pages.



www.franke.co.uk



facebook.com/FrankeUK



twitter.com/FrankeUK



pinterest.com/FrankeUK

*Make
it
Wonderful*

CONTENTS

A guide to your Franke brochure	4
Pro-Value Range sinks	14
Pro-Value Range taps	38
Kitchen Solutions	42
Specifications	44



OVER ONE HUNDRED YEARS OF PASSION

Making something wonderful rarely happens overnight, and Franke has been pushing the boundaries for over 100 years. Founded in 1911, Franke was built on a foundation of precision engineering, combined with traditional craftsmanship. Over 100 years later, those principles endure, while a focus on the changing needs and lifestyles of our customers has helped us become the world's largest manufacturer of kitchen sinks.

Swiss precision engineering

The Franke story began as a small sheet-metal business in Rorschach, Switzerland, established by Hermann Franke in 1911. Since then, we've established efficient and economic manufacturing facilities all around the world.

Many things have changed in the past century, but what is always the same is a set of values, characterised by respect, trust and openness. The values of innovation, entrepreneurship, quality and stylish design were in the heart of Hermann Franke and continue to be at the heart of the business, as we enter a second century of smart and stunning design.



GUARANTEED FOR HALF A CENTURY OF WONDER

Once you've realised the kitchen of your dreams, it's only natural you want to retain it for as long as possible. To do that, you need reliable products of outstanding quality and Franke is guaranteed never to let you down. A huge 50-year guarantee on our sinks means that your Franke sink will be with you through those big moments in life and be part of your family for a generation or more.

We're confident, so you can be too

Few other manufacturers can offer such a promise to you and that's because we are dedicated to the highest standards of design and craftsmanship. Our guarantee protects your sink against manufacturing defects for half a century.



Great guarantees on our other products

You also have the peace of mind of a superb guarantee on our taps, which protects against defective materials and workmanship in the valve mechanism for 5 years and covers you for coatings and finishes for 1 year.

Our waste disposal units carry an 8-year guarantee as a minimum - which is unmatched by any other brand - with some models benefitting from a 10-year or even a lifetime guarantee. All Franke hoods are guaranteed for 2 years against material and manufacturing defects.

Full details of our guarantees can be found on our website, but no matter which Franke product you choose, you can look forward to many years of trouble-free use. It's a product that stays in your family home so long, it's almost part of the family.



FRANKE MORE IN STORE

We believe that the best place to buy our products is in store. That's because you get a friendly face to listen to and offer expert advice. You also get an unrivalled opportunity to see and feel the quality of Franke for yourself.

That's why we created More in Store, an initiative to support our retailers in giving you great service and the best possible buying experience. What it means for you is more choice, better quality, more knowledge and unbeatable after sales support. Look out for stores displaying this logo and you will be assured of genuine, quality products and the high level of service you would expect.

Find your nearest Franke retailer by using the Dealer Locator at www.franke.co.uk



MATERIAL AND FINISH OPTIONS

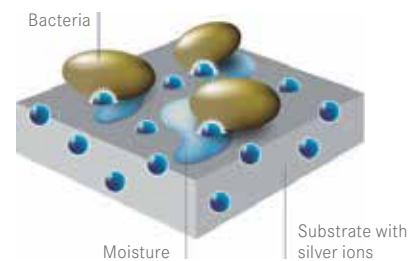
Everyone has a different vision of what would make their kitchen wonderful, and that often begins with how they intend to use it. The demands on your sink will dictate which material is right for your kitchen, as each precision-engineered material has individual character and unique benefits. Our range covers everything from the latest trends to traditional favourites, so all you have to do is pick the one that best fits with your cooking style, your lifestyle and your personal style.



Fragranite treated with Sanitized®

Fragranite is an exceptionally tough material which is highly resistant to burns, dents, chips and stains. It was pioneered by Franke and contains 80% granite to form a unique material with a subtle sheen that is warm to the touch.

Kitchens can be a critical location for spreading bacteria and demand special attention to hygiene. On unprotected material, bacteria can multiply every 20 minutes making surfaces unhygienic. The integrated Sanitized® hygiene function in Fragranite sinks helps to keep this area clean and provides the sink with lasting protection. It does not replace normal cleaning but helps to keep surfaces free from bacteria. Tests have proven that Fragranite treated with Sanitized® reduces bacteria and microbe growth by 99%.



Active biocidal substance: silver ions. The silver ion locates the bacteria via the moisture and deactivates it.



SilkSheen Onyx SilkSheen Graphite SilkSheen Coffee SilkSheen Polar White



Stainless Steel

Franke stainless steel sinks are made from premium quality chrome nickel steel, which looks stunningly beautiful, is highly resistant to staining, rust and corrosion - plus it won't chip, craze, flake or break. It's the most popular material - and for good reason: Stainless steel has a timeless quality that sits beautifully in a traditional or contemporary style kitchen, offering stunning good looks and a durability that helps keep it looking at its best for years.

Franke offers sinks in a selection of stainless steel finishes, so whether you prefer the more reflective qualities of the polished finish or the more subtle look of the silk or brushed finishes, which give a more matt sheen, there is a stainless steel solution for you.



Silk



Polished



Ceramic

Ceramic sinks have been a popular choice for years and combine well with a variety of work surfaces such as wood, glass and granite. Ceramic sinks have a smooth, impervious surface, which is resistant to all standard household chemicals. It's a very hardwearing choice that stands up to heat, staining and impacts with ease.



White



Tectonite

Exceptional resistance to heat, shock and impact, coupled with unique design freedom makes Tectonite sinks the ultimate choice for hardworking, stylish kitchens. New technology represents a giant leap forward for synthetic materials, whilst allowing for exciting minimalist designs in the most popular colour options.



Polar White



Coffee



Carbon Black

CHOOSING YOUR PERFECT SINK

As the kitchen sink is seen as the heart of the kitchen, it's the perfect starting point for creating your dream kitchen. Let your imagination run free with a range of fabulous options to help you maximise space and accentuate the look of the entire room. There are however certain functional considerations to take into account and the following information will help to ensure that your ideal sink is the perfect fit for your ideal kitchen.

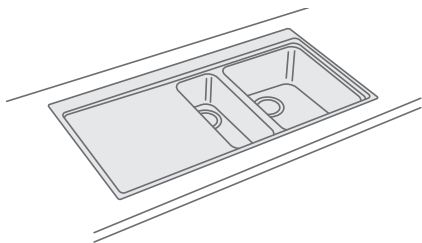
Installation formats

Sinks can be installed in 3 ways depending on your kitchen worktop and your preference:



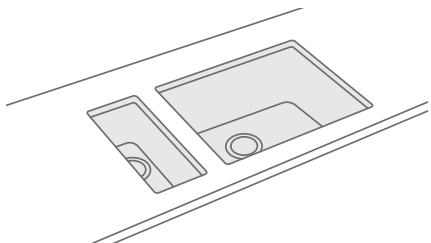
Inset sinks

Inset sinks are installed from above into a pre-prepared hole in your worktop. It gives you the widest range of sink shapes, sizes and styles to choose from.



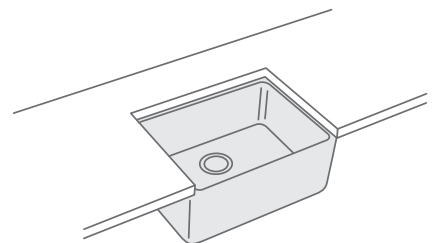
Undermount sinks

Undermount sinks are installed underneath the worksurface and therefore require a solid surface worktop such as granite or wood, they are not compatible with laminate worksurfaces.




Belfast sinks

Belfast sinks can be used as either a freestanding feature with brackets or sit on top of base units.



We have more detailed information on sink styles and installation advice for you at [franke.co.uk/sinkstyles](https://www.franke.co.uk/sinkstyles)





Measuring your cabinet width

It is essential to correctly measure the cabinet width where your sink will be installed. The bowl, or bowls in the case of a multi-bowl sink, will need to fit into this space. Each sink in this brochure will show a cabinet size, and your cabinet width needs to be equal to or greater than the stated measurement.

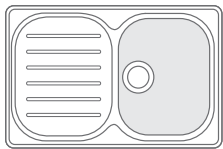


Bowl and drainer configuration

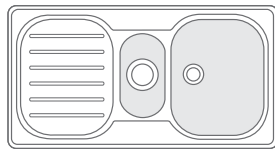
The type and position of your bowl depends on how you intend to use your sink. If you like room to clean large items like grill pans, a larger single bowl may be best for you, or for a multi-functional purpose, you may prefer the versatility of 2 separate working bowls. For multi-bowl undermount sinks, it is important to decide which side the smaller bowl you require.

The drainer location is also an important consideration. For many sinks you will need to choose the specific version you prefer - with drainer on the left or right hand side. Whereas other sinks are reversible which indicates the drainer can be positioned on either side. Please check which format suits your kitchen best before ordering.

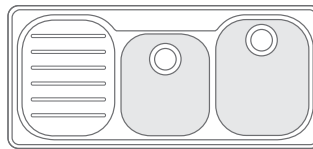
Single Bowl



1½ Bowl



Double Bowl



Plumbing kits

Franke plumbing kits are designed to assist in optimising the underside of the cabinet space and in many cases provide for better utilisation of under-sink storage.

Franke Siphon plumbing kits are made of rigid grey polypropylene and are the hygienic solution to a Franke sink waste system. Siphon plumbing kits have a manifold with an incline and an air vent for faster water disposal. The relevant plumbing kit is shown with each sink throughout the brochure.



Siphon 1
(for single bowl sinks)
112.0059.946



Siphon 2
(for 2 bowl sinks)
112.0052.536



Siphon 3
(for 3 bowl sinks)
112.0083.810



TAPS WORTH TALKING ABOUT

Explore endless shape, line and contour possibilities to make an ordinary kitchen something special. The Franke tap range provides your kitchen with a focal point and in some cases, a talking point.

Featuring cutting edge design and a whole host of innovative features, you can choose the mirror like sheen of a chrome finish or the brushed semi-matte SilkSteel finish to complement your kitchen design.



Mixer taps

Our wonderful range spans the entire spectrum of design, from traditional bridge taps to the chic practicality of a chef's style tap. Many have features to simplify meal preparation and kitchen tasks so that the everyday can become wonderful.



Filtered water taps

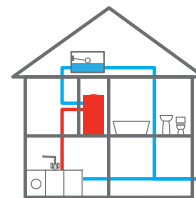
Our FilterFlow taps deliver hot, cold and filtered water in high style. No need to buy bottled water and you can even do your bit for the environment.

Tap flow rates explained

Before choosing your Franke tap it is essential to check whether you have a high or low pressure water system.

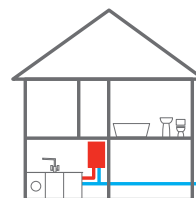
If your property has a low pressure water system you will need to check the flow rating of the taps before you make a purchase. If you install a tap with a low flow rating into a low pressure water system you may be disappointed with the flow of water from your tap. In these instances it will be difficult to achieve a suitable mixed flow of water through the tap as the cold mains water is delivered at a higher pressure and will overpower the weaker hot water pressure.

If you have a high pressure system in your home, such as a combi-boiler or pumped system, you should be able to choose from the full range of taps in our range. We strongly recommend that your plumber or installer checks the water pressure in your home before making a purchase.



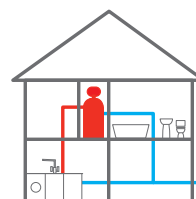
Low pressure (Gravity-fed system)

You have a cold water tank in your attic and a hot water tank in your airing cupboard. You should choose taps which state they are suitable for a low pressure system.



High pressure (Combi-boiler system)

You have a boiler unit but no hot water cylinder, the boiler unit is usually found in the kitchen and delivers hot water on demand. You should be able to choose from most of our taps.



High pressure (Pumped system)

You have a hot water cylinder with an expansion vessel on top (often called MegaFlo), usually found in the airing cupboard, but you do not have a cold water tank. You should be able to choose any of our taps.



This symbol indicates the tap will work with a low pressure system, delivering at least 4 litres per minute of hot water at 0.3 bar pressure.



Sink Accessories



It's the little things that make life extra special, so we've developed a range of extras to do just that. People use their sink in different ways, so these products correspond to common kitchen activities, complement the design of your Franke sink and turn it into the ultimate multi-purpose workstation.



Franke Rollamat

The Franke Rollamat is a handy accessory, which can be used to drain glasses or crockery, but also doubles as a trivet to protect the work surface from hot cookware straight from the oven, hob or grill. When not in use, this innovative accessory can be rolled up and conveniently stored away.



ROLLAMAT	COMPATIBLE SINKS	SIZE	FUN No.	PRICE
Rollamat 36	MRG, MRX	361x330mm	112.0075.642	£67
Rollamat 40		400x400mm	112.0050.988	£67



To see the full range of accessories available for each sink visit franke.co.uk

Waste Disposal Units

Clever design frees the kitchen of unsightly and unhygienic organic household waste, leaving you to enjoy a clean and tidy kitchen. With an ease of use that's hard to beat it can even take the most mundane of daily chores and turn it into a little guilty pleasure.

Thanks to a permanent magnet motor, Franke Turbo Plus Waste Disposal Units reach high speed in a split second, producing more torque per kilo than any other of its type. Whilst running water through the unit, food waste is instantly liquefied into fine particles that are easily flushed through the pipework system.



DETAILS THAT MAKE THE DIFFERENCE



At first glance, some features seem to be little more than decoration; others, you may not even notice at all. Sometimes however, small details can make a huge difference. Whether it's to save you time, make cleaning easier, boost performance or simply provide an efficient solution for life's little challenges, every aspect of a Franke sink is carefully designed to make life easier.



Advanced waste systems

Franke sinks are equipped with stainless steel basket strainer wastes which can be used to prevent foodstuffs from entering the waste system. But the attention to detail does not stop there; underneath the sink Franke waste kits may include such features as Sanitized® anti-bacterial properties and fast flowing air vent systems, whilst always ensuring they are as low-profile as possible, allowing you to benefit from extra cupboard space.



Deeper bowls

Many Franke stainless steel sink bowls are formed using a manufacturing technique known as deep-drawing and annealing. The bowls are formed using a 2-stage process which starts with deep drawing a flat sheet of steel. The annealing process allows the end result of the bowls to be deeper, without compromising the integrity of the steel.



Hygienic Overflow

Many Franke sinks come with a Hygienic Overflow, which offers versatility for cleaning. Simple removal of the logo plate reveals the overflow aperture for easy, hygienic cleaning.



Heat & sound insulation

All Franke stainless steel bowls are sound insulated to reduce the sound of water in the bowl. This is achieved by rubber insulation pads under the sink, or by a sprayed dynaphon layer, applied during manufacture. The grey dynaphon spray also insulates, minimising heat escaping from the bowl, keeping water warmer for longer.

COMPLETE YOUR KITCHEN DREAM WITH EASE

1 Find a sink to suit your style

To help you navigate the wide range of design, installation and functionality considerations surrounding your choice of sink, you'll have detailed information at your fingertips. Each option is explained fully over the following pages, but the handy pull-out flap gives you an at-a-glance reference guide.



2 Add your perfect tap

Franke taps combine outstanding performance and stunning design to suit your taste – whatever it may be. Our taps are designed to fit a standard 35mm tap hole (except where indicated). It is also important to identify whether your home has a high or low pressure water system, as it will affect your choice of tap – your installer or kitchen retailer should be able to help with this.



3 Choose accessories & extras

We also have a number of stylish and innovative products that are specifically designed to enhance the aesthetic and functionality of your sink, streamlining kitchen tasks to preserve its look and longevity.



4 Consider a co-ordinated Propack

To make your choice easier, we've devised affordable Propacks that provide a perfect partnership of sink and tap. Some are also available with complementary accessory packs (Accpacks) that transform your sink into a versatile work area. If the selections in the pack are not to your taste, don't forget you have the entire range of taps and a number of clever accessories to choose from for many sinks.



5 Select a Waste Disposal Unit

Add a Franke Waste Disposal Unit to your kitchen for an even more functional work area.



Epos

Epos EOX 611 Stainless Steel sink & Athena Chrome tap



STAINLESS STEEL

Silk



Push-button pop up waste



Upgrade to your ideal tap, full range from page 38

PROPACK

Sink: Epos EOX 611

Tap: Athena Chrome

Propack Price: **£431**

Extra cost **£101**

Stainless Steel Strainer Bowl 112.0081.491



Extra cost **£126**

Stainless Steel Drainer Basket 112.0007.664



Extra cost **£65**

Chopping Board 112.0079.600



SUGGESTED UPGRADES

ADD

WDU: Turbo Plus TP-50 **£248**

Plumbing Kit: Siphon 1 **£19**

Epos

Epos EOX 651 Stainless Steel sink & Athena Chrome tap



STAINLESS STEEL

Silk



Push-button pop up waste



Upgrade to your ideal tap, full range from page 38

PROPACK

Sink: Epos EOX 651

Tap: Athena Chrome

Propack Price: **£483**

Extra cost **£101**

Stainless Steel Strainer Bowl 112.0081.491



Extra cost **£65**

Chopping Board 112.0079.600



SUGGESTED UPGRADES

ADD

WDU: Turbo Plus TP-50 **£248**

Plumbing Kit: Siphon 2 **£27**

Simplon

Simplon SPX 651 Stainless Steel sink & Zurich Chrome tap



STAINLESS STEEL

Silk



Extra cost **£50**

Stainless Steel Strainer
Bowl 112.0041.519



Upgrade to your ideal tap, full range from page 38

PROPACK

Sink: Simplon SPX 651

Tap: Zurich Chrome

Propack Price: **£463**

SUGGESTED UPGRADES

WDU: Turbo Plus TP-50 **£248**

Plumbing Kit: Siphon 2 **£27**

Ariane

Ariane ARX 651P Stainless Steel sink & Zurich Chrome tap



STAINLESS STEEL

Silk



Extra cost **£39**

Stainless Steel Strainer
Bowl 112.0006.134



Upgrade to your ideal tap, full range from page 38

PROPACK

Sink: Ariane ARX 651P

Tap: Zurich Chrome

Propack Price: **£463**

SUGGESTED UPGRADES

WDU: Turbo Plus TP-50 **£248**

Plumbing Kit: Siphon 2 **£27**

Neptune

Neptune NEX 211 Stainless Steel sink & Athena Chrome tap



STAINLESS STEEL

Silk



Upgrade to your ideal tap, full range from page 38

PROPACK

Sink: Neptune NEX 211

Tap: Athena Chrome

Propack Price: **£409**

SUGGESTED UPGRADES

ADD

WDU: Turbo Plus TP-50 **£248**

Plumbing Kit: Siphon 1 **£19**

Neptune

Neptune NEX 251 Stainless Steel sink & Athena Chrome tap



STAINLESS STEEL

Silk



Upgrade to your ideal tap, full range from page 38

PROPACK

Sink: Neptune NEX 251

Tap: Athena Chrome

Propack Price: **£464**

SUGGESTED UPGRADES

ADD

WDU: Turbo Plus TP-50 **£248**

Plumbing Kit: Siphon 2 **£27**

Maris Slim-Top

Maris Slim-Top MRX 211 Stainless Steel sink & Athena Chrome tap



STAINLESS STEEL

Silk



Upgrade to your ideal tap, full range from page 38

PROPACK

Sink: Maris Slim-Top MRX 211

Tap: Athena Chrome

Propack Price: **£390**

Extra cost **£33**

Chopping Board
112.0193.082



Extra cost **£67**

Rollamat 36
112.0075.642



SUGGESTED UPGRADES

SUGGESTED UPGRADES	ADD
WDU: Turbo Plus TP-50	£248
Plumbing Kit: Siphon 1	£27

Maris Slim-Top

Maris Slim-Top MRX 251 Stainless Steel sink & Athena Chrome tap



STAINLESS STEEL

Silk



Upgrade to your ideal tap, full range from page 38

PROPACK

Sink: Maris Slim-Top MRX 251

Tap: Athena Chrome

Propack Price: **£431**

Extra cost **£33**

Chopping Board
112.0193.082



Extra cost **£67**

Rollamat 36
112.0075.642



Extra cost **£50**

Stainless Steel Strainer
Bowl 112.0041.519



SUGGESTED UPGRADES

SUGGESTED UPGRADES	ADD
WDU: Turbo Plus TP-50	£248
Plumbing Kit: Siphon 2	£27

Erica

Erica EUX 611 78 Stainless Steel sink & Zurich Chrome tap
 Supplied with 1½" plug and chain.



STAINLESS STEEL

Silk



Upgrade to your ideal tap, full range from page 38

PROPACK

Sink: Erica EUX 611 78

Tap: Zurich Chrome

Propack Price: **£276**

SUGGESTED UPGRADES

ADD

Plumbing Kit: Siphon 1 **£19**

Erica

Erica EUX 651 Stainless Steel sink & Zurich Chrome tap
 Supplied with 1½" plug and chain in main bowl.



STAINLESS STEEL

Silk



Upgrade to your ideal tap, full range from page 38

PROPACK

Sink: Erica EUX 651

Tap: Zurich Chrome

Propack Price: **£378**

SUGGESTED UPGRADES

ADD

WDU: Turbo Plus TP-50 **£248**

Plumbing Kit: Siphon 2 **£27**

Accpack A £36

Drainer Basket, Strainer Bowl
 112.0050.416




Accpack B £76

Drainer Basket, Strainer Bowl & Chopping Board
 112.0050.424



Accpack S/S £114

Drainer Basket, Strainer Bowl
 112.0050.464



Ascona

Ascona ASX 611-860 Stainless Steel sink & Athena Chrome tap



STAINLESS STEEL

Silk



Sink incorporates the revolutionary Slimfix clip® system.



Extra cost **£33**

Chopping Board
112.0193.082



Upgrade to your ideal tap, full range from page 38

PROPACK

Sink: Ascona ASX 611-860

Tap: Athena Chrome

Propack Price: **£257**

SUGGESTED UPGRADES

	ADD
WDU: Turbo Plus TP-50	£248
Plumbing Kit: Siphon 1	£19

Ascona

Ascona ASX 611-100 Stainless Steel sink & Athena Chrome tap



STAINLESS STEEL

Silk



Sink incorporates the revolutionary Slimfix clip® system.



Extra cost **£33**

Chopping Board
112.0193.082



Upgrade to your ideal tap, full range from page 38

PROPACK

Sink: Ascona ASX 611-100

Tap: Athena Chrome

Propack Price: **£326**

SUGGESTED UPGRADES

	ADD
WDU: Turbo Plus TP-50	£248
Plumbing Kit: Siphon 1	£19

Ascona

Ascona ASX 651 Stainless Steel sink & Athena Chrome tap



STAINLESS STEEL

Silk



Sink incorporates the revolutionary Slimfix clip® system.



Extra cost **£33**

Chopping Board
112.0193.082



Extra cost **£50**

Stainless Steel Strainer
Bowl 112.0041.519



Upgrade to your ideal tap, full range from page 38

PROPACK

Sink: Ascona ASX 651

Tap: Athena Chrome

Propack Price: **£348**

SUGGESTED UPGRADES

SUGGESTED UPGRADES	ADD
WDU: Turbo Plus TP-50	£248
Plumbing Kit: Siphon 2	£27

Galileo

Galileo GOX 611-86 Stainless Steel sink & Athena Chrome tap



STAINLESS STEEL

Silk



Upgrade to your ideal tap, full range from page 38

PROPACK

Sink: Galileo GOX 611-86

Tap: Athena Chrome

Propack Price: **£235**

SUGGESTED UPGRADES

SUGGESTED UPGRADES	ADD
WDU: Turbo Plus TP-50	£248
Plumbing Kit: Siphon 1	£19

Galileo

Galileo GOX 651 Stainless Steel sink & Athena Chrome tap



STAINLESS STEEL

Silk



Upgrade to your ideal tap, full range from page 38

PROPACK

Sink: Galileo GOX 651

Tap: Athena Chrome

Propack Price: **£278**

SUGGESTED UPGRADES

ADD

WDU: Turbo Plus TP-50 **£248**

Plumbing Kit: Siphon 2 **£27**

Galassia

Galassia GAX 611 Stainless Steel sink & Zurich Chrome tap



STAINLESS STEEL

Silk



Upgrade to your ideal tap, full range from page 38

PROPACK

Sink: Galassia GAX 611

Tap: Zurich Chrome

Propack Price: **£316**

SUGGESTED UPGRADES

ADD

WDU: Turbo Plus TP-50 **£248**

Plumbing Kit: Siphon 1 **£19**

Galassia

Galassia GAX 621 Stainless Steel sink & Zurich Chrome tap
Model will not accommodate taps with a base diameter over 55mm.



STAINLESS STEEL

Silk



Upgrade to your ideal tap, full range from page 38

PROPACK

Sink: Galassia GAX 621

Tap: Zurich Chrome

Propack Price: **£403**

SUGGESTED UPGRADES

ADD

WDU: Turbo Plus TP-50 **£248**

Plumbing Kit: Siphon 2 **£27**

Elba

Elba ELN 611 96 Stainless Steel sink & Zurich Chrome tap
500mm Cabinet wall may require modification to accommodate overflow.



STAINLESS STEEL

Polished with Satin bowl



Upgrade to your ideal tap, full range from page 38

PROPACK

Sink: Elba ELN 611 96

Tap: Zurich Chrome

Propack Price: **£234**

SUGGESTED UPGRADES

ADD

WDU: Turbo Plus TP-50 **£248**

Plumbing Kit: Siphon 1 **£19**

Elba

Elba ELN 651 Stainless Steel sink & Zurich Chrome tap



STAINLESS STEEL

Polished with Satin bowl



Upgrade to your ideal tap, full range from page 38

PROPACK

Sink: Elba ELN 651

Tap: Zurich Chrome

Propack Price: **£240**

SUGGESTED UPGRADES

SUGGESTED UPGRADES	ADD
WDU: Turbo Plus TP-50	£248
Plumbing Kit: Siphon 2	£27

Maris

Maris MRG 611 Fraganite sink & Athena Chrome tap



FRAGRANITE SILKSHEEN

Polar White

Coffee

Onyx



Upgrade to your ideal tap, full range from page 38

PROPACK

Sink: Maris MRG 611

Tap: Athena Chrome

Propack Price: **£481**

SUGGESTED UPGRADES

SUGGESTED UPGRADES	ADD
WDU: Turbo Plus TP-50	£248
Plumbing Kit: Siphon 1	£19

Extra cost **£67**

Rollamat 36
112.0075.642



Extra cost **£82**

Sliding Glass Board
112.0047.579



Maris

Maris MRG 651 Fraganite sink & Athena Chrome tap



Extra cost **£67**
Rollamat 36
112.0075.642



Extra cost **£82**
Sliding Glass Board
112.0047.579



Included
Stainless Steel Strainer
Bowl 112.0064.235



FRAGRANITE SILKSHEEN

Polar White
 Coffee
 Onyx



Upgrade to your ideal tap, full range from page 38

PROPACK

Sink: Maris MRG 651

Tap: Athena Chrome

Accessories: Stainless Steel Strainer Bowl

Extras: Plumbing set connector

Propack Price: **£494**

SUGGESTED UPGRADES

	ADD
WDU: Turbo Plus TP-50	£248
Plumbing Kit: Siphon 1	£19

Basis

Basis BFG 611-780 Fraganite sink & Athena Chrome tap



Extra cost **£41**
Bamboo Chopping Board
112.0251.305



FRAGRANITE SILKSHEEN

Polar White
 Coffee
 Onyx



Upgrade to your ideal tap, full range from page 38

PROPACK

Sink: Basis BFG 611-780

Tap: Athena Chrome

Propack Price: **£447**

SUGGESTED UPGRADES

	ADD
WDU: Turbo Plus TP-50	£248
Plumbing Kit: Siphon 1	£19

Basis

Basis BFG 611-970 Fraganite sink & Athena Chrome tap



Extra cost **£41**
Bamboo Chopping Board
112.0251.305



FRAGRANITE SILKSHEEN	
	Polar White
	Coffee
	Onyx



Upgrade to your ideal tap, full range from page 38

PROPACK	
Sink: Basis BFG 611-970	
Tap: Athena Chrome	
Propack Price:	£453

SUGGESTED UPGRADES	ADD
WDU: Turbo Plus TP-50	£248
Plumbing Kit: Siphon 1	£19

Basis

Basis BFG 651 Fraganite sink & Athena Chrome tap



Extra cost **£79**
Stainless Steel Strainer
Bowl 112.0250.014



Extra cost **£41**
Bamboo Chopping Board
112.0251.305



FRAGRANITE SILKSHEEN	
	Polar White
	Coffee
	Onyx



Upgrade to your ideal tap, full range from page 38

PROPACK	
Sink: Basis BFG 651	
Tap: Athena Chrome	
Extras: Plumbing set connector	
Propack Price:	£461

SUGGESTED UPGRADES	ADD
WDU: Turbo Plus TP-50	£248
Plumbing Kit: Siphon 1	£19

Calypso

Calypso COG 611 Fraganite sink & Zurich Chrome tap



FRAGRANITE SILKSHEEN

- Polar White
- Coffee
- Graphite



Accpack COB 621 £69
Drainer Basket, Chopping Board
112.0050.436



Upgrade to your ideal tap, full range from page 38

PROPACK

Sink: Calypso COG 611
Tap: Zurich Chrome
Propack Price: **£371**

SUGGESTED UPGRADES

SUGGESTED UPGRADES	ADD
WDU: Turbo Plus TP-50	£248
Plumbing Kit: Siphon 1	£19

Calypso

Calypso COG 651 Fraganite sink & Zurich Chrome tap



FRAGRANITE SILKSHEEN

- Polar White
- Coffee
- Graphite




Accpack CA £44
Drainer Basket, Strainer Bowl
112.0050.428



Accpack CB £83
Drainer Basket, Strainer Bowl
& Chopping Board 112.0050.432



Accpack SS £124
Drainer Basket, Strainer Bowl
112.0008.448, 112.0040.691



Upgrade to your ideal tap, full range from page 38

PROPACK

Sink: Calypso COG 651
Tap: Zurich Chrome
Extras: Plumbing set connector
Propack Price: **£414**

SUGGESTED UPGRADES

SUGGESTED UPGRADES	ADD
WDU: Turbo Plus TP-50	£248
Plumbing Kit: Siphon 1	£19

Calypso

Calypso COG 621 Fraganite sink & Zurich Chrome tap



FRAGRANITE SILKSHEEN	
	Polar White
	Coffee



Accpack COB 621 £69
Drainer Basket, Chopping Board
112.0050.436



Upgrade to your ideal tap, full range from page 38

PROPACK	
Sink: Calypso COG 621	
Tap: Zurich Chrome	
Extras: Plumbing set connector	
Propack Price:	£458

SUGGESTED UPGRADES	ADD
WDU: Turbo Plus TP-50	£248
Plumbing Kit: Siphon 1	£19

Orion

Orion OID 611-94 Tectonite sink & Athena Chrome tap



TECTONITE	
	Polar White
	Coffee
	Carbon Black



Upgrade to your ideal tap, full range from page 38

PROPACK	
Sink: Orion OID 611-94	
Tap: Athena Chrome	
Propack Price:	£330

SUGGESTED UPGRADES	ADD
WDU: Turbo Plus TP-50	£248
Plumbing Kit: Siphon 1	£19

Orion

Orion OID 651 Tectonite sink & Athena Chrome tap



TECTONITE

- Polar White
- Coffee
- Carbon Black



Upgrade to your ideal tap, full range from page 38

PROPACK

Sink: Orion OID 651

Tap: Athena Chrome

Propack Price: **£371**

SUGGESTED UPGRADES

SUGGESTED UPGRADES	ADD
WDU: Turbo Plus TP-50	£248
Plumbing Kit: Siphon 2	£27

Elba

Elba ELK 611 Ceramic sink & Zurich Chrome tap

500mm cabinet wall may require modification to accommodate overflow.
ELK ceramic sink measurements may vary +/-1% due to the firing process.
We recommend that the sink should be used as a template in all cases.

FRANKE
by
Villeroy & Boch



CERAMIC

- Gloss White



Upgrade to your ideal tap, full range from page 38

PROPACK

Sink: Elba by V&B ELK 611

Tap: Zurich Chrome

Propack Price: **£554**

SUGGESTED UPGRADES

SUGGESTED UPGRADES	ADD
WDU: Turbo Plus TP-50	£248
Plumbing Kit: Siphon 1	£19

Elba

Elba ELK 651 Ceramic sink & Zurich Chrome tap

NB. In left hand format the overflow will be situated on the front face of the half bowl.
ELK ceramic sink measurements may vary +/- 1% due to the firing process.
We recommend that the sink should be used as a template in all cases.

FRANKE
by
Villeroy & Boch



CERAMIC

Gloss White



Upgrade to your ideal tap, full range from page 38

PROPACK

Sink: Elba by V&B ELK 651

Tap: Zurich Chrome

Propack Price: **£605**

SUGGESTED UPGRADES

SUGGESTED UPGRADES	ADD
WDU: Turbo Plus TP-50	£248
Plumbing Kit: Siphon 2	£27

Galassia

Galassia GAK 611 Ceramic sink & Zurich Chrome tap

NB. In right hand format the overflow will be situated on the front face of the bowl.
GAK ceramic sink measurements may vary +/-1% due to the firing process.
We recommend that the sink should be used as a template in all cases.



CERAMIC

Gloss White



Upgrade to your ideal tap, full range from page 38

PROPACK

Sink: Galassia GAK 611

Tap: Zurich Chrome

Propack Price: **£515**

SUGGESTED UPGRADES

SUGGESTED UPGRADES	ADD
WDU: Turbo Plus TP-50	£248
Plumbing Kit: Siphon 1	£19

Belfast

Belfast BAK 710 Ceramic sink & Athena Chrome tap

Illustration shown is for visual reference only. Consult your installer for your particular requirements. BAK ceramic sink measurements may vary +/-1% due to the firing process. We recommend that the sink should be used as a template in all cases.



CERAMIC

Gloss White



Upgrade to your ideal tap, full range from page 38

PROPACK

Sink: Belfast BAK 710

Tap: Athena Chrome

Propack Price: **£423**

SUGGESTED UPGRADES

ADD

Plumbing Kit: Siphon 1

£19



Ariane ARX 160 sink with
Athena Chrome tap



UNDERMOUNTED SINKS

For a flawless, uninterrupted look to your kitchen, an undermount design is a perfect solution. Suitable for solid worksurfaces such as granite and wood, a Stainless Steel undermount sink clips directly underneath the surface to provide a work area that is elegant and hygienic. Stainless Steel undermounts are particularly easy to clean and exceptionally durable, making it an ideal choice for those unwilling to compromise on style or performance.

Ariane

Ariane ARX 110 17 + ARX 110 33 Stainless Steel sink & Athena Chrome tap
800mm cabinet width assumes 50mm bridge.



Extra cost **£79**

Stainless Steel Strainer Bowl
Silk 112.0006.086
High Gloss 112.0006.090



Extra cost **£126**

Stainless Steel Drainer
Basket 112.0007.664



Extra cost **£60**

Bamboo Chopping
Board 112.0280.675



Extra cost **£67**

Rollamat 40
112.0050.988



STAINLESS STEEL

Silk



Upgrade to your ideal tap, full range from page 38

PROPACK

Sink: Ariane ARX 110 17 + ARX 110 33

Tap: Athena Chrome

Propack Price: **£435**

SUGGESTED UPGRADES

ADD

WDU: Turbo Plus TP-50 **£248**

Plumbing Kit: Siphon 2 **£27**

Ariane

Ariane ARX 110 17D + ARX 110 35 Stainless Steel sink & Athena Chrome tap
800mm cabinet width assumes 50mm bridge.



Extra cost **£85**

Stainless Steel Strainer
Bowl 112.0040.821



Extra cost **£126**

Stainless Steel Drainer
Basket 112.0007.664



Extra cost **£60**

Bamboo Chopping
Board 112.0280.675



Extra cost **£67**

Rollamat 40
112.0050.988



STAINLESS STEEL

Silk



Upgrade to your ideal tap, full range from page 38

PROPACK

Sink: Ariane ARX 110 17D + ARX 110 35

Tap: Athena Chrome

Propack Price: **£530**

SUGGESTED UPGRADES

ADD

WDU: Turbo Plus TP-50 **£248**

Plumbing Kit: Siphon 2 **£27**

Ariane

Ariane ARX 160 Stainless Steel sink & Athena Chrome tap

Visual shows flush fit installation. Standard template cut-out for sink is oversized providing flange reveal to allow accessories to fit if required.



Extra cost **£79**

Stainless Steel Strainer Bowl
Silk 112.0006.086
High Gloss 112.0006.090



Extra cost **£126**

Stainless Steel Drainer
Basket 112.0007.664



Extra cost **£60**

Bamboo Chopping
Board 112.0280.675



Extra cost **£67**

Rollamat 40
112.0050.988



STAINLESS STEEL

Silk



Upgrade to your ideal tap, full range from page 38

PROPACK

Sink: Ariane ARX 160

Tap: Athena Chrome

Designer Pack Price: **£425**

SUGGESTED UPGRADES

ADD

WDU: Turbo Plus TP-50 **£248**

Plumbing Kit: Siphon 2 **£27**

Ariane

Ariane ARX 160D Stainless Steel sink & Athena Chrome tap

Visual shows flush fit installation. Standard template cut-out for sink is oversized providing flange reveal to allow accessories to fit if required.



Extra cost **£85**

Stainless Steel Strainer
Bowl 112.0040.821



Extra cost **£126**

Stainless Steel Drainer
Basket 112.0007.664



Extra cost **£60**

Bamboo Chopping
Board 112.0280.675



Extra cost **£67**

Rollamat 40
112.0050.988



STAINLESS STEEL

Silk



Upgrade to your ideal tap, full range from page 38

PROPACK

Sink: Ariane ARX 160D

Tap: Athena Chrome

Designer Pack Price: **£478**

SUGGESTED UPGRADES

ADD

WDU: Turbo Plus TP-50 **£248**

Plumbing Kit: Siphon 2 **£27**

Compact

Compact CPX 160P Stainless Steel sink & Athena Chrome tap



STAINLESS STEEL

Silk



Upgrade to your ideal tap, full range from page 38

PROPACK

Sink: Compact CPX 160P

Tap: Athena Chrome

Propack Price: **£405**

Extra cost **£17**

Strainer Bowl CPSB
112.0037.095



Extra cost **£71**

Bamboo Chopping
Board CPCB
112.0280.673



Extra cost **£75**

Strainer Bowl CPS/S
112.0040.824



SUGGESTED UPGRADES

	ADD
WDU: Turbo Plus TP-50	£248
Plumbing Kit: Siphon 2	£27

Sirius

Sirius SID 110 16 + SID 110 34 Tectonite sinks & Athena Chrome tap
800mm cabinet width assumes 50mm bridge.



TECTONITE

Polar White

Coffee

Carbon Black



Upgrade to your ideal tap, full range from page 38

PROPACK

Sinks: Sirius SID 110 16 + SID 110 34

Tap: Athena Chrome

Propack Price: **£548**

Extra cost **£67**

Rollamat 40
112.0050.988



SUGGESTED UPGRADES

	ADD
WDU: Turbo Plus TP-50	£248
Plumbing Kit: Siphon 2	£27

Sirius

Sirius SID 110 16 + SID 110 50 Tectonite sinks & Athena Chrome tap
800mm cabinet width assumes 50mm bridge.



Extra cost **£67**

Rollamat 40
112.0050.988



TECTONITE

	Polar White
	Coffee
	Carbon Black



Upgrade to your ideal tap, full range from page 38

PROPACK

Sinks: Sirius SID 110 16 + SID 110 50

Tap: Athena Chrome

Propack Price: **£580**

SUGGESTED UPGRADES

SUGGESTED UPGRADES	ADD
WDU: Turbo Plus TP-50	£248
Plumbing Kit: Siphon 2	£27

Sirius

Sirius SID 160 Tectonite sink & Athena Chrome tap



Extra cost **£67**

Rollamat 40
112.0050.988



TECTONITE

	Polar White
	Coffee
	Carbon Black



Upgrade to your ideal tap, full range from page 38

PROPACK

Sink: Sirius SID 160

Tap: Athena Chrome

Propack Price: **£453**

SUGGESTED UPGRADES

SUGGESTED UPGRADES	ADD
WDU: Turbo Plus TP-50	£248
Plumbing Kit: Siphon 2	£27

Orion OID 651 Carbon Black sink
with Ascona Chrome tap





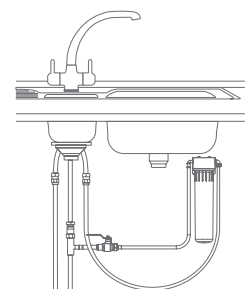
FilterFlow Zurich Chrome tap

FRANKE FILTERFLOW ZURICH

Available as an affordable upgrade, the FilterFlow Zurich offers you pure, filtered water straight from the tap. The sleek, clean good looks will complement the overall aesthetic of almost any kitchen, while cold filtered water on demand provides the ultimate in convenience and a boost to your wellbeing.

The FilterFlow Zurich also delivers hot, cold and mixed temperature water at the point of use and to access the filtered cold water instantly, simply push the cold water lever backwards. By choosing this tap, you'll even be doing your bit for the environment, as you'll no longer have need for expensive and wasteful bottled water.

FilterFlow Zurich




FINISH

Chrome **£470**

Upgrade Price + **£360**

SwingSpray Pull-Out Spray



FINISH	
 Chrome	£300
Upgrade Price	+ £190

Maris Pull-Out Spray



FINISH	
 Chrome	£294
Upgrade Price	+ £184
 SilkSteel	£314
Upgrade Price	+ £204



Maris



FINISH	
 Chrome	£263
Upgrade Price	+ £153
 SilkSteel	£290
Upgrade Price	+ £180


Wave



FINISH	
 Chrome	£272
Upgrade Price	+ £162
 SilkSteel	£299
Upgrade Price	+ £189


Bridge Lever



FINISH	
 Chrome	£225
Upgrade Price	+ £115
 SilkSteel	£242
Upgrade Price	+ £132

Bridge



FINISH	
 Chrome	£198
Upgrade Price	+ £88

Cresta



FINISH	
	Chrome £193
	Upgrade Price + £83
	SilkSteel £222
	Upgrade Price + £112

Ascona



FINISH	
	Chrome £175
	Upgrade Price + £65
	SilkSteel £187
	Upgrade Price + £77

Smart



FINISH	
	Chrome £179
	Upgrade Price + £69
	SilkSteel £199
	Upgrade Price + £89

Pro Top Lever



FINISH	
	Chrome £170
	Upgrade Price + £60
	SilkSteel £209
	Upgrade Price + £99

Moselle



Directional Nozzle

FINISH	
	Chrome £133
	Upgrade Price + £23
	SilkSteel £153
	Upgrade Price + £43

Vesta



Directional Nozzle

FINISH	
	Chrome £132
	Upgrade Price + £22
	SilkSteel £153
	Upgrade Price + £43

Rotaflow




Directional Nozzle

FINISH	
 Chrome	£123
Upgrade Price	+ £13
 SilkSteel	£140
Upgrade Price	+ £30



Sion



FINISH	
 Chrome	£115
Upgrade Price	+ £5
 SilkSteel	£134
Upgrade Price	+ £24



Zurich



FINISH	
 Chrome	£110
Upgrade Price	nil
 SilkSteel	£126
Upgrade Price	+ £16

Athena



FINISH	
 Chrome	£110
Upgrade Price	nil
 SilkSteel	£126
Upgrade Price	+ £16

WASTE DISPOSAL UNITS

A choice of four waste disposal units designed to free the kitchen of unsightly and unhygienic organic household waste. Each unit is the essential add-on for ensuring that all Franke appliances and work surfaces remain looking immaculate.

Thanks to a permanent magnet motor, Franke Turbo Waste Disposal Units reach high speed in a split second, producing more torque per kilo than any other of its type. Whilst running water through the unit, food waste is instantly liquefied into fine particles that are easily flushed through the pipework system.



Waste Disposal Unit Turbo Plus TP-50



FEATURES

Feed:	Continuous*
Motor Horsepower:	½ HP
Motor Speed RPM:	2600
Motor Type:	High Torque Dual Magnetic
Air Switch:	Integral
Mounting System:	Professional 3-bolt
Warranty:	8 Years

PRICE
£248

Waste Disposal Unit WDU Turbo Plus TP-75



FEATURES

Feed:	Continuous*
Motor Horsepower:	¾ HP
Motor Speed RPM:	2700
Motor Type:	High Torque Dual Magnetic
Air Switch:	Integral
Mounting System:	Professional 3-bolt
Warranty:	10 Years

PRICE
£312

Waste Disposal Unit Turbo Plus TP-125



FEATURES

Feed:	Continuous*
Motor Horsepower:	1.25 HP
Motor Speed RPM:	2800
Motor Type:	High Torque Dual Magnetic
Air Switch:	Integral
Mounting System:	Professional 3-bolt
Warranty:	Lifetime

PRICE
£387

Waste Disposal Unit Turbo Plus TP-125B



FEATURES

Feed:	Batch**
Motor Horsepower:	1.25 HP
Motor Speed RPM:	2800
Motor Type:	High Torque Dual Magnetic
Air Switch:	N/A
Mounting System:	EZ Mount
Warranty:	10 Years

PRICE
£348



Extended Flange

An extended flange is available from service agents at extra cost if required when fitting to ceramic sinks.

PRICE
133.0287.905 £33












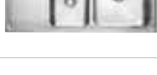




Tap Brace

The tap brace is installed under the sink and connects the tap to the worktop for extra support. It has a variable collar to ensure it will fit any model of tap and can be used on any inset stainless steel sink.






PRICE
133.0026.896 £13

*Continuous Feed models are operated by an Air Switch (or alternative) and waste food is fed through the open neck of the unit.
 **Batch Feed model is activated by loading the chamber and rotating the WDU plug. Batch Feed model not compatible with ceramic sinks.
 In both cases, a continuous supply of water is necessary whilst the WDU is in use. Member of REPIC for WEEE Regulations. EEE producer
 Registration number - WEE/DG0059TT. When fitting a WDU to a single bowl model sink, it may be necessary to purchase an adaptor from the sink overflow, available from our service agents.








		Dimensions (mm)				Installation			Plumbing Kit	Finish & Colour options	FUN Number	Sink only Price
		Cabinet Size	Overall Size	Bowl Size(s)	Cut out Size	Inset	Undermount	Beifast				
Ariane ARX 651P		600	1000 x 510	350 x 435 x 175 170 x 320 x 120	984 x 494 cr=20	■			S2	Silk LHD 101.0277.098 RHD 101.0277.101	£353	
Ascona ASX 611-860		500	860 x 510	350 x 435 x 175	840 x 490 cr=10	■			S1	Silk REV 101.0277.123	£147	
Ascona ASX 611-100		600	1000 x 510	435 x 435 x 180	980 x 490 cr=10	■			S1	Silk REV 101.0277.130	£216	
Ascona ASX 651		600	1000 x 510	350 x 435 x 175 160 x 300 x 120	980 x 490 cr=10	■			S2	Silk REV 101.0277.124	£238	
Elba ELN 611 96		500*	965 x 500	450 x 395 x 160	945 x 480 cr=20	■			S1	Polished REV 101.0182.626	£124	
Elba ELN 651		600	965 x 500	345 x 395 x 160 170 x 320 x 80	945 x 480 cr=20	■			S2	Polished REV 101.0017.494	£130	
Epos EOX 611		500	1000 x 510	445 x 390 x 175	984 x 494 cr=10	■			S1	Silk LHD 101.0150.733 RHD 101.0150.739	£321	
Epos EOX 651		600	1000 x 510	360 x 390 x 175 160 x 390 x 120	984 x 494 cr=10	■			S2	Silk LHD 101.0150.794 RHD 101.0150.798	£373	
Erica EUX 611 78		450	780 x 500	340 x 420 x 175	764 x 484 cr=20	■			S1	Silk REV 101.0052.643	£166	
Erica EUX 651		600	965 x 500	340 x 420 x 175 165 x 300 x 130	949 x 484 cr=20	■			S2	Silk REV 101.0019.158	£268	
Galassia GAX 611		600	1000 x 500	450 x 400 x 190	980 x 480 cr=20	■			S1	Silk LHD 101.0022.272 RHD 101.0022.271	£206	
Galassia GAX 621		900	1160 x 500	450 x 400 x 190 300 x 340 x 170	1140 x 480 cr=20	■			S2	Silk LHD 101.0068.483 RHD 101.0082.345	£293	
Galileo GOX 611-86		450	860 x 510	340 x 430 x 160	840 x 490 cr=20	■			S1	Silk 101.0253.835	£125	
Galileo GOX 651		600	1000 x 510	340 x 430 x 160 172 x 320 x 90	980 x 490 cr=20	■			S2	Silk 101.0252.987	£168	

CR = Corner radius

*500mm cabinet wall may require modification to accommodate overflow

		Dimensions (mm)				Installation			Plumbing Kit	Finish & Colour options	FUN Number	Sink only Price
		Cabinet Size	Overall Size	Bowl Size(s)	Cut out Size	Inset	Undermount	Belfast				
Maris Slim-Top MRX 211		600	1000 x 510	435 x 435 x 180	987 x 497 cr=10	■			S1	Silk	LHD 127.0251.078 RHD 127.0251.079	£280
Maris Slim-Top MRX 251		600	1000 x 510	350 x 435 x 175 160 x 300 x 120	987 x 497 cr=10	■			S2	Silk	LHD 127.0251.080 RHD 127.0251.121	£321
Neptune NEX 211		600	864 x 514	360 x 420 x 200	855 x 506 cr=20	■			S1	Silk	LHD 127.0059.655 RHD 127.0059.654	£299
Neptune NEX 251		600	1004 x 514	360 x 420 x 200 167 x 306 x 152	995 x 506 cr=20	■			S2	Silk	LHD 127.0059.717 RHD 127.0059.658	£354
Simplon SPX 651		600	1000 x 510	350 x 435 x 175 160 x 300 x 120	984 x 494 cr=20	■			S2	Silk	LHD 101.0173.025 RHD 101.0181.133	£353

Fragranite Inset Sinks



Basis BFG 611-780		450	780 x 500	340 x 420 x 200	760 x 480 cr=10	■			S1	Polar White	REV 114.0253.155	£337
										Coffee	REV 114.0253.150	£337
										Onyx	REV 114.0253.153	£337
Basis BFG 611-970		600	970 x 500	450 x 420 x 200	950 x 480 x cr=10	■			S1	Polar White	REV 114.0284.677	£343
										Coffee	REV 114.0284.678	£343
										Onyx	REV 114.0284.679	£343
Basis BFG 651		600	970 x 500	340 x 420 x 200 150 x 290 x 100	950 x 480 cr=10	■			S2	Polar White	REV 114.0253.259	£351
										Coffee	REV 114.0253.257	£351
										Onyx	REV 114.0253.258	£351
Calypso COG 611		500	860 x 500	355 x 420 x 200	846 x 486 x cr=20	■			S1	Polar White	REV 114.0067.737	£261
										Coffee	REV 114.0046.891	£261
										Graphite	REV 114.0026.817	£261
Calypso COG 651		600	970 x 500	340 x 420 x 200 165 x 306 x 140	956 x 486 cr=20	■			S1	Polar White	REV 114.0067.741	£304
										Coffee	REV 114.0026.847	£304
										Graphite	REV 114.0046.619	£304
Calypso COG 621		800	1160 x 500	340 x 420 x 200 340 x 420 x 200	1146 x 486 cr=20	■			S1	Polar White	REV 114.0067.742	£348
										Coffee	REV 114.0026.826	£348
Maris MRG 611		600	970 x 500	450 x 425 x 200	950 x 480 x cr=20	■			S1	Polar White	REV 114.0067.723	£371
										Coffee	REV 114.0067.724	£371
										Onyx	REV 114.0157.987	£371
Maris MRG 651		600	970 x 500	350 x 425 x 200 160 x 302 x 130	950 x 480 cr=20	■			S1	Polar White	REV 114.0067.728	£384
										Coffee	REV 114.0067.731	£384
										Onyx	REV 114.0157.988	£384

CR = Corner radius




All prices are inclusive of VAT

www.franke.co.uk


45

		Dimensions (mm)				Installation			Plumbing Kit	Finish & Colour options	FUN Number	Sink only Price
		Cabinet Size	Overall Size	Bowl Size(s)	Cut out Size	Inset	Undermount	Belfast				
Tectonite Inset Sinks												
Orion OID 611-94		600	940 x 510	440 x 440 x 190	920 x 490 cr=10	■			S1	Polar White	114.0316.205	£221
										Coffee	114.0316.206	£221
										Carbon Black	114.0316.204	£221
Orion OID 651		600	1000 x 510	340 x 440 x 190 160 x 370 x 140	980 x 490 cr=10	■			S2	Polar White	114.0316.243	£262
										Coffee	114.0316.244	£262
										Carbon Black	114.0316.242	£262







Ceramic Inset Sinks

Elba ELK 611		500	920 x 510	395 x 380 x 185 External bowl depth 210	880 x 460 cr=20	■			S1	Gloss White	REV 124.0184.408	£444
Elba ELK 651		600	1000 x 510	345 x 395 x 185 150 x 260 x 100 External bowl depth 210	970 x 470 cr=20	■			S2	Gloss White	REV 124.0184.409	£495
Galassia GAK 611		800	1010 x 510	460 x 405 x 200	970 x 480 cr=20	■			S1	Gloss White	REV 124.0196.745	£405





Ceramic Belfast Sinks

Belfast BAK 710		600	595 x 455	525 x 380 x 215 External bowl depth 250	N/A			■	S1	Gloss White	130.0050.116	£313

Stainless Steel Undermount Sinks

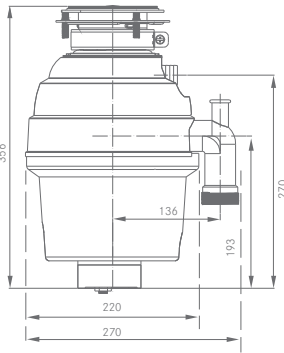
Compact CPX 160P		600		340 x 420 x 175 165 x 300 x 130	Utilise template	■			S2	Silk	122.0052.092	£295
Ariane ARX 110 17		300		170 x 320 x 130	Utilise template	■			S1	Silk	112.0154.911	£157
Ariane ARX 110 17D		300		170 x 435 x 130	Utilise template	■			S1	Silk	112.0154.958	£210
Ariane ARX 110 33		500		330 x 350 x 160	Utilise template	■			S1	Silk	122.0154.919	£168
Ariane ARX 110 35		500		350 x 435 x 175	Utilise template	■			S1	Silk	122.0154.915	£210
Ariane ARX 160		600		350 x 435 x 175 170 x 320 x 130	Utilise template	■			S2	Silk	LHSB 122.0154.926 RHSB 122.0154.935	£315
Ariane ARX 160D		600		350 x 435 x 175 170 x 435 x 130	Utilise template	■			S2	Silk	LHSB 122.0154.950 RHSB 122.0154.946	£368

CR = Corner radius

		Dimensions (mm)				Installation			Finish & Colour options	FUN Number	Sink only Price
		Cabinet Size	Overall Size	Bowl Size(s)	Cut out Size	Inset	Undermount	Belfast			
Sirius SID 110 16		300	160 x 410 x 140	Utilise template		■		S1	Polar White	125.0252.233	£177
									Coffee	125.0252.235	£177
									Carbon Black	125.0252.231	£177
Sirius SID 110 34		400	340 x 410 x 200	Utilise template		■		S1	Polar White	125.0252.229	£261
									Coffee	125.0252.230	£261
									Carbon Black	125.0252.227	£261
Sirius SID 110 50		600	500 x 410 x 200	Utilise template		■		S1	Polar White	125.0252.224	£293
									Coffee	125.0252.226	£293
									Carbon Black	125.0252.223	£293
Sirius SID 160		600	340 x 410 x 200 160 x 410 x 140	Utilise template		■		S2	Polar White	RHSB 125.0252.219	£343
									Coffee	RHSB 125.0252.221	£343
									Carbon Black	RHSB 125.0252.215	£343

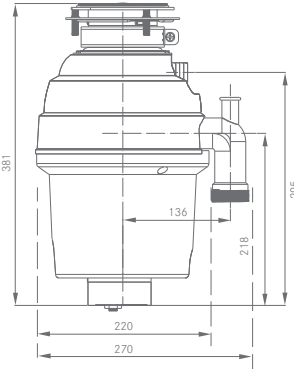
Waste Disposal Unit Turbo Plus TP-50

Continuous Feed	
134.0276.834	£248



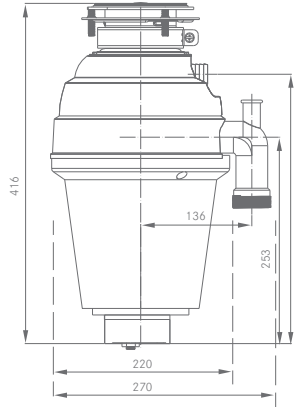
Waste Disposal Unit Turbo Plus TP-75

Continuous Feed	
134.0276.837	£312



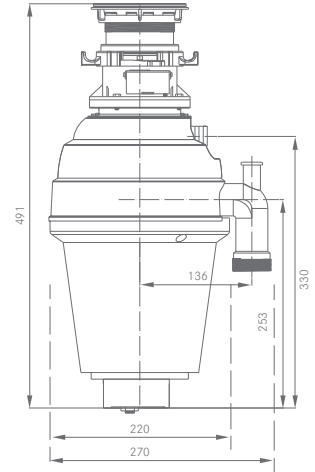
Waste Disposal Unit Turbo Plus TP-125

Continuous Feed	
134.0276.838	£387



















Waste Disposal Unit Turbo Plus TP-125B

Batch Feed	
134.0276.839	£348



NB. Ensure WDU dimensions can be accommodated within the specified cabinet width.

Tap Model	Image	Dimensions (mm)				Features					Valve(s)		Pressure		Finish	FUN Number	Price
		Tap Height	Spout Reach	Base Diameter	Tap Cut-out Diameter	Perlator	Filtered Water	Pull-Out Spray	Pull-Out Nozzle	Directional Nozzle	Ceramic Disc Valve(s)	Compression Valve(s)	Hot Flow Rate at 0.3 bar (litres/min)	Suitable for low pressure			
Ascona		398	216	49	35	■					■	3.2		Chrome	115.0250.635	£175	
						SilkSteel	115.0250.636	£187									
Athena		349	194	46	35	■					■	5	■	Chrome	115.0311.211	£110	
						SilkSteel	115.0311.215	£126									
Bridge		355	192	50 x2	25 x2							■	6.15	■	Chrome	115.0049.960	£198
Bridge Lever		355	192	50 x2	25 x2						■	6.15	■	Chrome	115.0049.962	£225	
						SilkSteel	115.0049.963	£242									
Cresta		268	218	48	35	■					■	2.8		Chrome	115.0250.642	£193	
						SilkSteel	115.0250.644	£222									
Maris		319	197	48	35						■	2.7		Chrome	115.0311.218	£263	
						SilkSteel	115.0311.219	£290									
Maris Pull-out Spray		284	207	48	35	■		■			■	1.7		Chrome	115.0363.793	£294	
						SilkSteel	115.0363.795	£314									
Moselle		340	190	45	35	■				■	■	6.0	■	Chrome	115.0049.976	£133	
						SilkSteel	115.0049.977	£153									
Pro Top Lever		160	220	50	35						■	6.0	■	Chrome	115.0049.958	£170	
						SilkSteel	115.0049.959	£209									
Rotaflo		320	190	45	35	■				■		4.7	■	Chrome	115.0251.257	£123	
						SilkSteel	115.0251.258	£140									
Sion		229	207	45	35	■					■	3.7		Chrome	115.0250.638	£115	
						SilkSteel	115.0250.639	£134									
Smart		200	211	46	35	■					■	*		Chrome	115.0391.460	£179	
						SilkSteel	115.0391.481	£199									
SwingSpray		200	225	52	35	■		■			■	2.0		Chrome	115.0155.644	£300	
Vesta		372	197	50	35	■					■	4.2		Chrome	115.0311.216	£132	
						SilkSteel	115.0311.217	£153									
Wave		436	230	43	35				■		■	1.7		Chrome	115.0277.034	£272	
						SilkSteel	115.0277.035	£299									
Zurich		275	210	45	35						■	5.1	■	Chrome	115.0051.172	£110	
						SilkSteel	115.0061.579	£126									

Franke FilterFlow

Franke FilterFlow Zurich		310	225	54	35		■					■	5.1	■	Chrome	120.0205.279	£470
--------------------------	-------------------------------------------------------------------------------------	-----	-----	----	----	--	---	--	--	--	--	---	-----	---	--------	--------------	------

*Information unavailable at time of going to print. See www.franke.co.uk/flowrates

Basis BFG 651 Onyx sink with
Zurich Chrome tap



EXPERIENCE THE FULL RANGE OF FRANKE PRODUCTS.

To understand the full range of products from Franke you may also want to be inspired by the Franke Specialist range brochure. All Franke brochures are downloadable from www.franke.co.uk, or alternatively call the consumer brochure line on 0161 436 0209 to get your copy through the post now.



Specialist Range Brochure

994.0433.782

This is the signature Franke range – featuring the most desirable Franke sinks, taps and decorative hoods available. All the products in this range have been designed, styled and built to the finest quality.

Colours shown are for reference only. All sinks available with left or right hand drainer. The description 'reversible' means that the design enables the same sink to be turned to drainer on the left or drainer on the right. In the case of a 'handed' sink it is necessary to specify which side the drainer is required e.g. Epos EOX 651 left hand drainer or EOX 651 right hand drainer. All bowls sizes and dimensions are described in mm.

Franke sinks have a 50 year guarantee against manufacturing defect. Franke taps are guaranteed against defective materials and workmanship for 1 year in relation to coatings and finishes, and 5 years in relation to valve mechanisms. Franke will replace (and where appropriate repair) defective sinks. In relation to taps, Franke will, where appropriate, provide replacement parts for your taps or replace your taps at their discretion. Any associated or ancillary costs to be incurred by you as a result of replacement of Franke sinks and taps under this guarantee shall in all cases be previously approved by Franke UK Limited. This guarantee is in addition to and does not affect your statutory rights. Prices shown are UK mainland prices effective from 1st March 2016 and include VAT at the current rate of 20%. The Franke policy is one of continual improvement and Franke reserves the right to alter models and specifications without notice. E&OE.

Member of REPIC for WEEE Regulations. EEE Producer Registration Number - WEE/DG0059TT.

Front cover shows **Smart Chrome tap**.



Franke UK Limited
West Park, MIOC
Styal Road
Manchester
M22 5WB

994.0433.781
PP 055/03/16

Phone +44 (0)161 436 6280
Fax +44 (0)161 436 2180
Email info.uk@franke.com
www.franke.co.uk

MAKE IT WONDERFUL

